

1



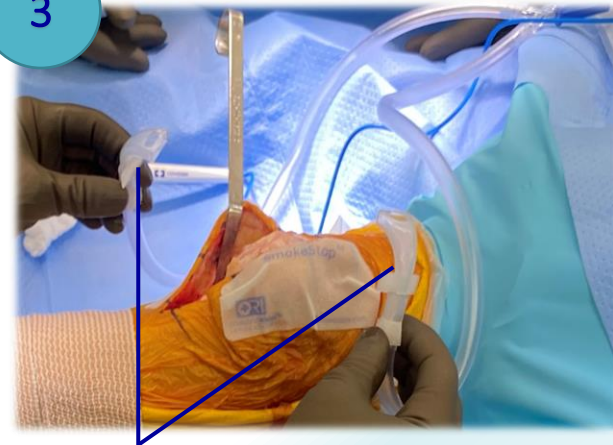
SmokeStop™ Evacuation Kit includes:  
2 Adhesive backed landing pads  
2 Mini suction tips with 7/8" tubing connected by "Y" connector for flexible placement

2



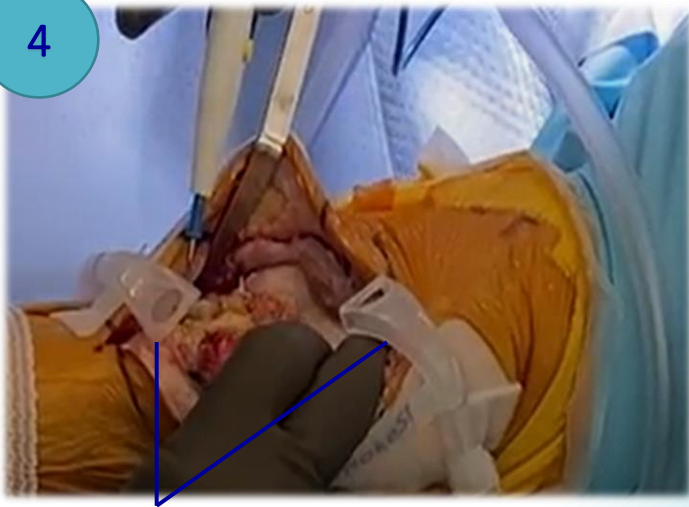
Position SmokeStop™ landing pads on opposite sides of surgical site incision.  
Press firmly to secure.

3



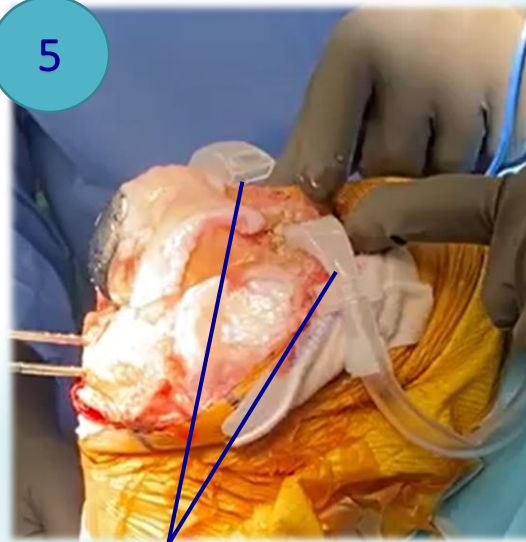
Position mini-vac tips on landing pads.  
Unique hook and loop technology allows for secure fastening yet easy repositioning

4



SmokeStop™ positioned directly at surgical site provides smoke evacuation without limiting surgical field visibility

5



SmokeStop's compact design delivers smoke evacuation directly at the surgical site, precisely where you need it.

## SmokeStop™ Evacuation Kit (P/N: SS-Evac)

SmokeStop Evacuation kit's compact design effectively and efficiently removes toxic smoke plumes without compromising the surgeon's visibility or sterile field workspace

Request product information and ordering:

Main: +1 (619) 210-0725

Fax: +1 (619) 393-0181

Email: [ori.support@orinnovations.com](mailto:ori.support@orinnovations.com)

Operating Room Innovations  
5694 Mission Center Rd Ste 602  
San Diego, CA 92108  
[www.orinnovations.com](http://www.orinnovations.com)