

# DropStop® Securing Kit

## Training Guide



# DropStop® Securing Kit



**Optimizes workflow** – improves sterile field organization and efficiency by securing sterile tools, cautery, and instruments close at hand.

**Reduces cost** – secures surgical instruments, tools, and tubing during cases; eliminating dropped, damaged or contaminated surgical tools.

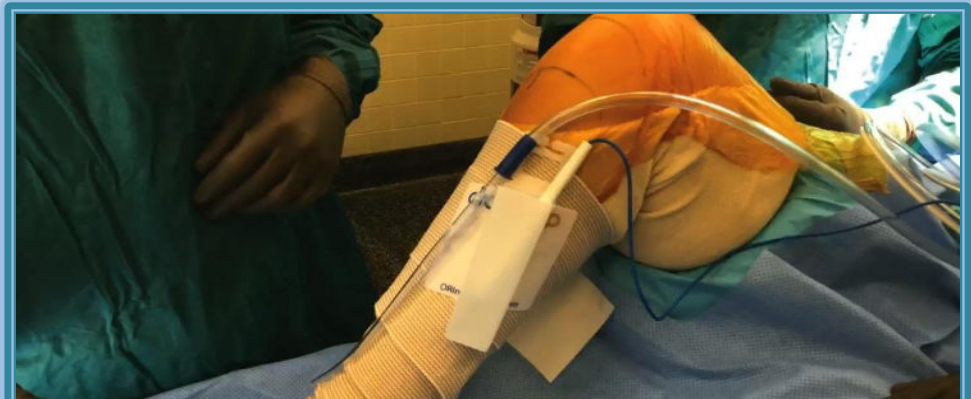
**Safety** – effectively secures frequently used surgical tools within reach; allowing surgical team to focus on the procedure and patient; reducing delays and negative outcomes.

**Customization** – can be placed anywhere on the surgical field, drape or surgical gown. Surgical instruments secured at point of care.

**Kit includes: two adhesive landing pads & four securing strips**  
**All latex- free and embedded with x-ray detection wire for safety.**


# Best Practice Tip #1: Device Securement

**DropStop®** landing pad and strips should be applied to dry instruments, drapes, and surfaces for best clinical use, infection control and securement.




**DropStop®** keeps sterile tools near; when and where they are needed most.

**Stationary Method:** secures sterile items in a fixed location until the user elects to move them.



Remove backing and firmly affix landing pad on the sterile surgical field.



Remove strip from placard. Securely wrap adhesive strip around tools, tubes or cables. Place item on landing pad, ensuring strip is securely attached.





## Loop Securement Method: organizes the surgical work space



Place landing pad in preferred location on the surgical field, drape or surgical gown.



Leaving adhesive strips on card backing, surround tubes and cords with **DropStop®** strips. Firmly press both ends of securing strips to landing pad; allowing items to be repositioned as needed.



# Improves Workflow



**DropStop®** sterile landing pad and strips adhere to any surface, allowing the surgical team to increase workflow efficiency, safety, and sterile field organization; while preventing avoidable delays and costs due to dropped or contaminated surgical tools.



## To request product information, samples or place an order

Operating Room Innovations | 5694 Mission Center Rd Ste 602 | San Diego, CA 92108

Main: +1 (619) 210-0725 | Office: +1 (619) 210-0107 | Fax: +1 (619) 393-0181

Innovators of [Solofit](#) and [DropStop](#) | [orinnovations.com](http://orinnovations.com) | Visit us on [Facebook](#)

